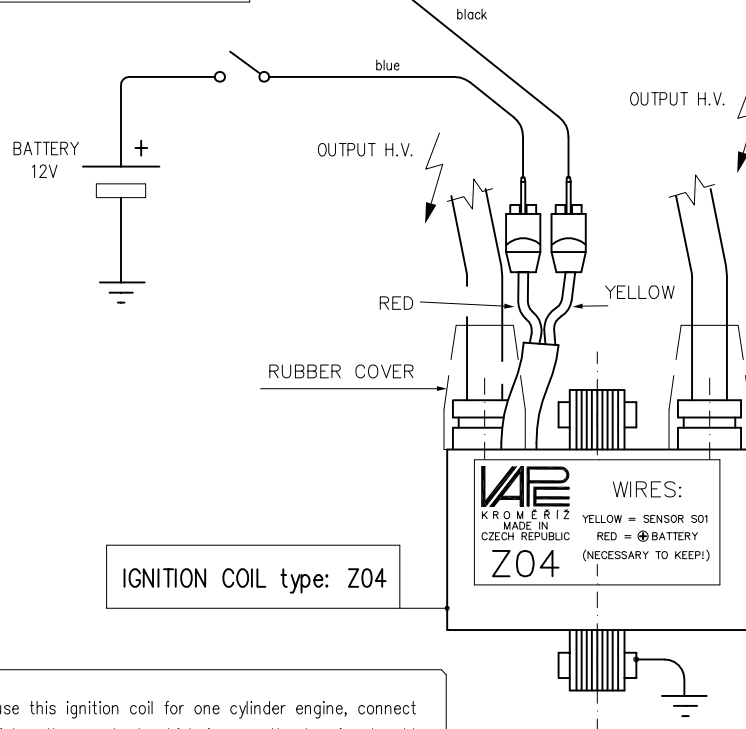
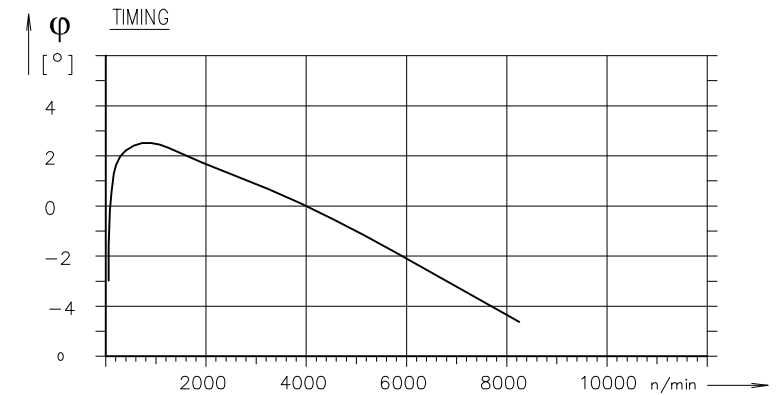
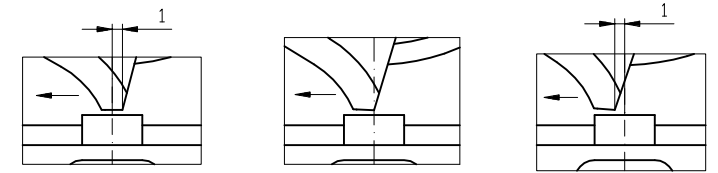


DETAIL OF POSITION THE METAL THUMB OPPOSITE TO SENSOR S01

A(5:1) RPM 1000/min A(5:1) RPM 4000/min A(5:1) RPM 6000/min



ATTENTION:

FOR CORRECT WORKING THIS IGNITION SET IT IS NECESSARY TO HAVE IN RIGHT THE CHARGING SYSTEM. THE BATTERY HAVE CONNECT TO GROUND BY NEGATIVE CONTACT. IN OPPOSITE CASE THE IGNITION COIL WILL BE DAMAGED. IT IS NOT TO REPAIR. THE HOT AIR MUST NOT RADIATE TO IGNITION COIL. WHEN THE MOTORCYCLE IS RIDING, THE IGNITION COIL IS COLDED BY CURRENT OF AIR. THE REPLACEMENT BETWEEN YELLOW AND RED CABLE DO NOT CAUSE DAMAGE THE IGNITION COIL. HIGH VOLTAGE IN THIS SITUATION IS NOT GENERATED.

If you want to use this ignition coil for one cylinder engine, connect to ground the high voltage output, which is near the two input cables.

Kusů	Název - rozměr	Jakost	Norma	Tř. odp.	Hmotnost kg	Povrch dm ²	Číslo výkresu - podstava	Pozice
Poznámka : CONTACTLESS IGNITION JAWA 350;							Povrchová úprava	
Měřítko	System	AutoCAD 2000	Číslo kopie		Změna	Datum	Podpis	Index
	Kreslil	Vrbka	Typ					
	Schválil		MZ04					
	Dne	11.7.2007	Název výkresu		Nahrazuje v.č.		Formát A 3	
VARE		CZECH REPUBLIC		SET: 12V IGNITION COIL WITH TWO HIGH VOLTAGE OUTPUTS		Číslo výkresu		Počet listů
						INSTRUCTION MZ04		List